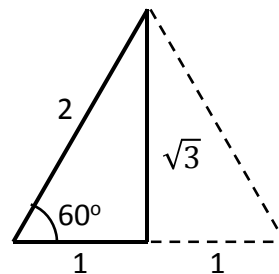
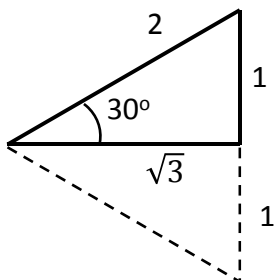
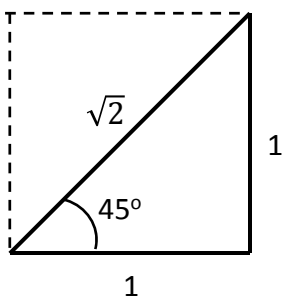


Recreate the Unit Circle:

Question: Where do the values of the trigonometric functions for the angles on the unit circle come from?

Answer: They come from two “special” right triangles: the isosceles right triangle and the 30-60-90 right triangle.



The isosceles right triangle gives the values for 45 degrees.

Take a square of side 1 and draw a diagonal.

The hypotenuse has length $\sqrt{2}$. So

$$\sin 45^\circ = \frac{\sqrt{2}}{2} \quad \cos 45^\circ = \frac{\sqrt{2}}{2}$$

$$\tan 45^\circ = 1$$

The 30-60-90 right triangle gives the values for 30 degrees and for 60 degrees.

Take an equilateral triangle of side 2 and draw a perpendicular bisector.

The bisector has length $\sqrt{3}$. So

$$\sin 30^\circ = \frac{1}{2} \quad \cos 30^\circ = \frac{\sqrt{3}}{2} \quad \tan 30^\circ = \frac{\sqrt{3}}{3}$$

and

$$\sin 60^\circ = \frac{\sqrt{3}}{2} \quad \cos 60^\circ = \frac{1}{2} \quad \tan 60^\circ = \sqrt{3}$$

Now build a table:

1. Write the numbers 0 – 4 in a row.	0	1	2	3	4
2. Write the angles 0, 30, 45, 60, and 90 degrees beneath them.	0°	30°	45°	60°	90°
3. For the values of sine, take the square roots of the numbers in the top row and	$\sqrt{0}$	$\sqrt{1}$	$\sqrt{2}$	$\sqrt{3}$	$\sqrt{4}$
4. Divide by 2:		$\frac{1}{2}$	$\frac{\sqrt{2}}{2}$	$\frac{\sqrt{3}}{2}$	1
5. For the values of cosine, start with the last number for sine and write the values backwards		$\frac{\sqrt{3}}{2}$	$\frac{\sqrt{2}}{2}$	$\frac{1}{2}$	0
6. $\tan \theta$ is just $\sin \theta / \cos \theta$		$\frac{\sqrt{3}}{3}$	1	$\sqrt{3}$	undef

To complete the values for the unit circle, we need two more things:

1. The signs of the trigonometric functions in different quadrants
2. The angles in different quadrants that have 30, 45, and 60 degrees as reference angles

For #1, remember “All Students Take Calculus”

STUDENTS	ALL
Quadrant 2	Quadrant 1
S stands for sine Only sine is positive	ALL are positive
$\sin \theta > 0$ $\cos \theta < 0$ $\tan \theta < 0$	$\sin \theta > 0$ $\cos \theta > 0$ $\tan \theta > 0$
$\sin \theta < 0$ $\cos \theta < 0$ $\tan \theta > 0$	$\sin \theta < 0$ $\cos \theta > 0$ $\tan \theta < 0$
T stands for tangent Only tangent is positive	C stands for cosine Only cosine is positive
Quadrant 3 TAKE	Quadrant 4 CALCULUS

Now we can make the tables for the other quadrants:

Quadrant 2:

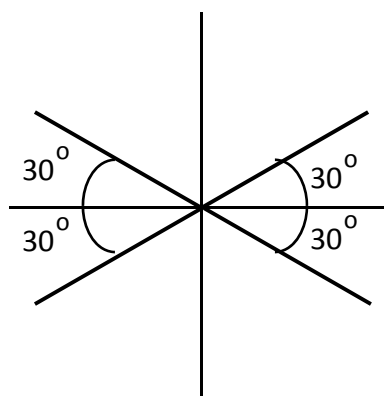
θ	120°	135°	150°	180°
Ref θ	60°	45°	30°	0°
$\sin \theta$	$\frac{\sqrt{3}}{2}$	$\frac{\sqrt{2}}{2}$	$\frac{1}{2}$	0
$\cos \theta$	$-\frac{1}{2}$	$-\frac{\sqrt{2}}{2}$	$-\frac{\sqrt{3}}{2}$	-1
$\tan \theta$	$-\sqrt{3}$	1	$-\frac{\sqrt{3}}{3}$	0

Quadrant 3:

θ	210°	225°	240°	270°
Ref θ	30°	45°	60°	90°
$\sin \theta$	$-\frac{1}{2}$	$-\frac{\sqrt{2}}{2}$	$-\frac{\sqrt{3}}{2}$	-1
$\cos \theta$	$-\frac{1}{2}$	$-\frac{\sqrt{2}}{2}$	$-\frac{\sqrt{3}}{2}$	0
$\tan \theta$	$\frac{\sqrt{3}}{3}$	1	$\sqrt{3}$	undef

For #2, use reference angles:

Every angle in quadrants 2, 3, and 4 have a corresponding reference angle in quadrant 1 whose trigonometric values are the same, except for the sign.



The figure shows that 30° is the reference angle for 150° , 210° , and 330° .

Similarly, 60° is the reference angle for 120° , 240° , and 300° .

45° is the reference angle for 135° , 225° , and 315° .

Quadrant 4:

θ	300°	315°	330°	360°
Ref θ	60°	45°	30°	0°
$\sin \theta$	$-\frac{\sqrt{3}}{2}$	$-\frac{\sqrt{2}}{2}$	$-\frac{1}{2}$	0
$\cos \theta$	$\frac{1}{2}$	$\frac{\sqrt{2}}{2}$	$\frac{\sqrt{3}}{2}$	1
$\tan \theta$	$-\sqrt{3}$	1	$-\frac{\sqrt{3}}{3}$	0